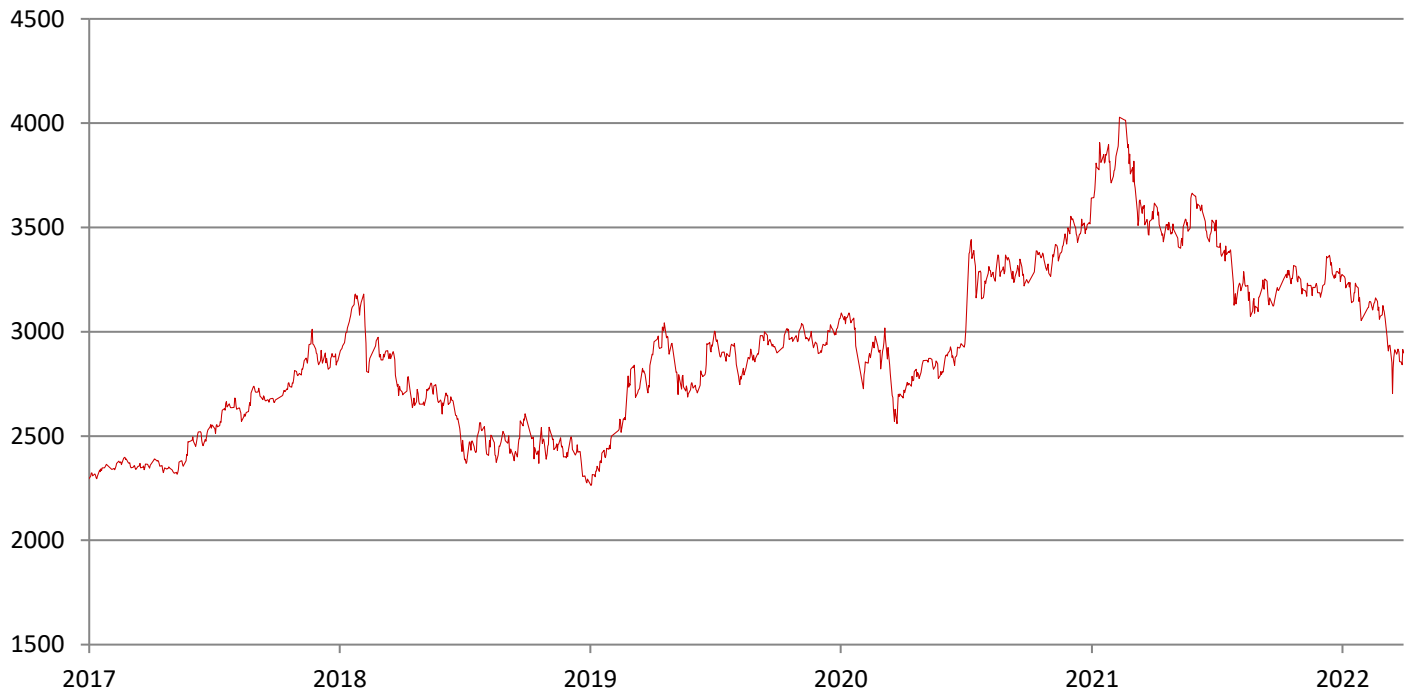


SSE 50

SSE 50 Index consists of the 50 largest and most liquid A-share stocks listed on Shanghai Stock Exchange. The Index aims to reflect the overall performance of the most influential leading Shanghai stocks.

Name	SSE 50 Index					Ticker	000016
Launch	02-Jan-2004	Review	Semiannually	Constituents	50	RIC Ticker	.SSE50
Base Date	31-Dec-2003	Base Point	1000	Currency	CNY	BBG Ticker	SSE50

Performance



Return

1M	3M	YTD	1Y	3Y Annualized	5Y Annualized	2018	2019	2020	2021
-5.91%	-11.47%	-11.47%	-18.10%	0.70%	4.20%	-19.83%	33.58%	18.85%	-10.06%

Volatility

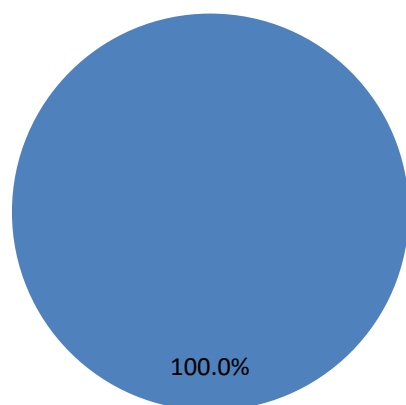
1Y Annualized	18.63%
3Y Annualized	19.60%
5Y Annualized	19.33%

Fundamental

P/E TTM	10.71
P/B	1.28
Yield	2.30%

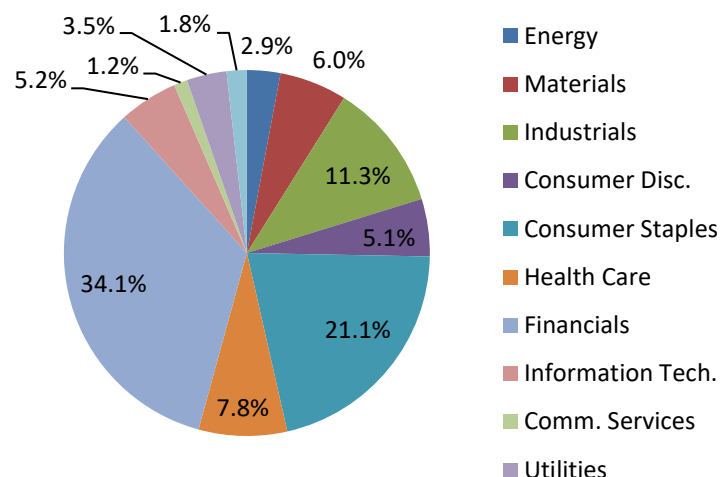
Market Cap (CNY Bn)

Constituents	16425.6	Constituents Largest	2159.4
Total Market Cap		Constituents Smallest	65.0
Index Market Cap	7109.3	Constituents Average	328.5



■ Shanghai

Sector Breakdown



Top 10 Constituents

Ticker	Name	Sector	Exchange	Weight
600519	Kweichow Moutai Co Ltd	Consumer Staples	Shanghai	15.19%
600036	China Merchants Bank Co Ltd	Financials	Shanghai	8.15%
601318	Ping An Insurance (Group) Company of China Ltd	Financials	Shanghai	7.38%
601012	Longi Green Energy Technology Co., Ltd.	Industrials	Shanghai	4.40%
601166	Industrial Bank	Financials	Shanghai	4.23%
600900	China Yangtze Power Co Ltd	Utilities	Shanghai	3.52%
603259	WuXi AppTec Co., Ltd.	Health Care	Shanghai	3.24%
600030	CITIC Securities Co Ltd	Financials	Shanghai	2.88%
600887	Inner Mongolia Yili Industrial Group Co Ltd	Consumer Staples	Shanghai	2.66%
601398	Industrial and Commercial Bank of China Ltd	Financials	Shanghai	2.35%

Rebalancing

Last Rebalancing	Weight Turnover	Next Rebalancing
13-Dec-2021	8.20%	13-Jun-2022

Total Return	Ticker	H00016	RIC Ticker	.CSIH00016	BBG Ticker	SSER0016
Net Return	Ticker	N00016	RIC Ticker	.CSIN00016	BBG Ticker	SSE50NTR

Contact

China Securities Index

Tel: +86-21-50185500

Website: www.csindex.com.cn

Fax: +86-21-50186368

Email: csindex@sse.com.cn

Disclaimer

All information contained herein is provided for reference only, and is not intended to provide professional advice and shall not be relied upon in that regard. Neither Shanghai Stock Exchange nor China Securities Index Co., Ltd. makes any warranty or representation as to the accuracy, completeness or reliability of any of the information contained herein.